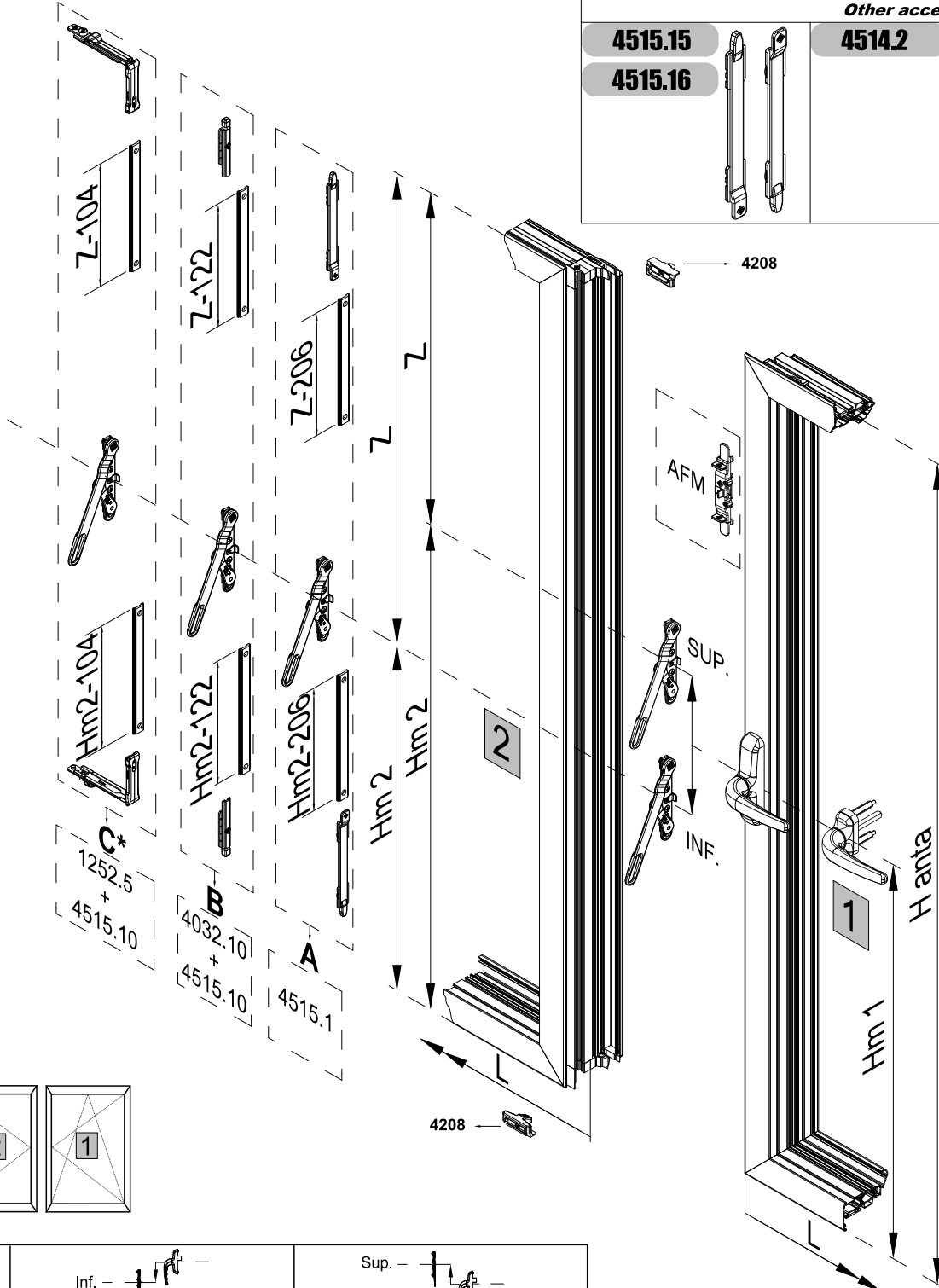
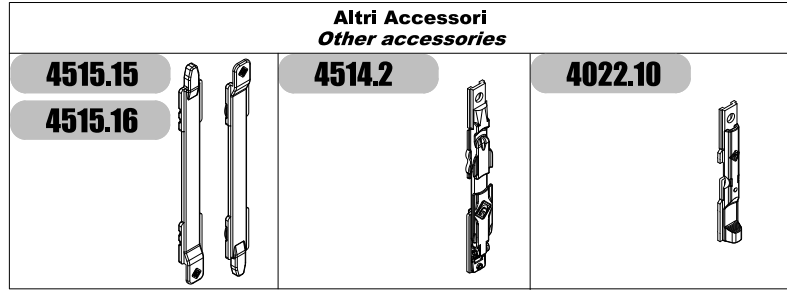
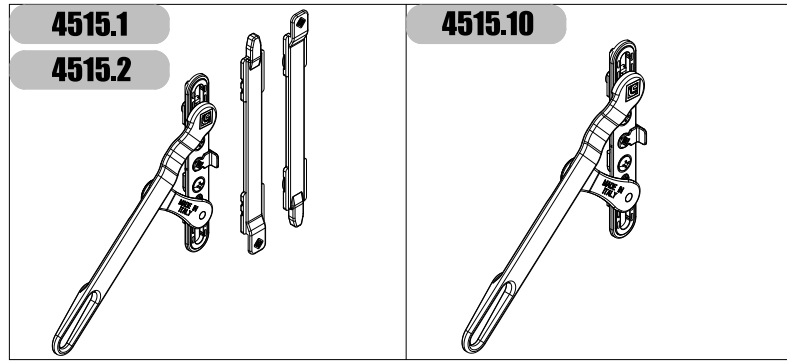


CATENACCIO A LEVA BI-HID per anta affiancata

TWO-WAY MECHANISM FOR SECONDARY SASH



Inversioni di apertura
Destra/Sinistra
Direction of opening
Right/Left

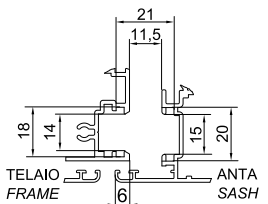
PREASSEMBLATA DX
PREASSEMBLED RX



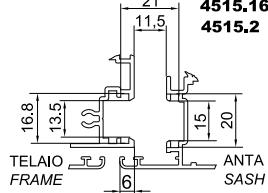
INVERSIONE SX
INVERSION LX



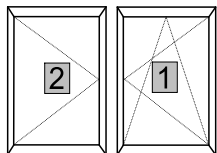
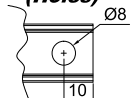
NODO / SECTION





SOLO PER/ONLY FOR: 4515.10
4515.16
4515.2



Foratura astine
Machining of the rods
(Holes)



	Inf. —  —				Sup. —  —			
	H anta min.	H anta min. (AFM)	H m min.	L min.	H anta min.	H anta min. (AFM)	H m min.	L min.
1	710	800	Hm1	500	800	1100	Hm1	500
			450				300	
2	710	800	Hm2	370	800	1100	Hm2	370
			Hm1-210				Hm1+244	

	4208	4208	4208	4208	4208
A					
B					
C*					

C* = Utilizzabile solo con tappi di riporto idonei
It can be used only with suitable facing plugs